


CUSTOMIZED FROM ONE SOURCE

POWER DISTRIBUTION

TAILOR-MADE

FROM STANDARD POWER
DISTRIBUTOR TO
INTELLIGENT CENTRAL
ELECTRIC SYSTEM



- + FULL-SERVICE
- + CUSTOMIZED FROM ONE SOURCE
- + STABILITY & FUNCTIONAL RELIABILITY
- + QUALITY





miunske
PLUS + POINTS
FULL-SERVICE
from prototype
to serial product

miunske® POWER DISTRIBUTION

Customized from one source

Central power distribution units in special purpose vehicles have to meet a wide requirement profile. In addition to distributing and switching various consumers and power circuits, the protection and the diagnosis of possible malfunctions are indispensable. We implement your individual Power Distribution Unit according to your requirements by using different manufacturing technologies focused on high quality and high performed connections.

SUITABLE TO YOUR REQUIREMENTS

From simple Power Distribution Unit to intelligent Central Electric System in PCB design. We will find the right PDU together with you!

GENERAL INFORMATION

- max. dimensions of the PCB 300 mm x 400 mm
- max. thickness of the PCB 3,2 mm
- Multiboard number of layers according to demand
- customized hardware development

STANDARD PDU VARIANTS

- multilayer PCB, copper level up to 105 µm
- continuous current-carrying capacity up to 200 A
- assembling in soldering and press-fit technology as well as SMD assembly with discrete components such as e.g. transistors, diodes and LEDs

WITH INTELLIGENT COMPONENTS

- PCB with copper thickness 70 µm
- continuous current-carrying capacity up to 200 A
- mixed assembling in THT, SMT and PFT press-fit technology
- microcontroller with customized software development
- current monitoring of the outputs
- self-diagnosis by self-tests
- communication interfaces e.g. CAN

PRODUCT ADVANTAGES

- + minimized cable effortness
- + extremely high resistant connections
- + reduced installation effort
- + compact design
- + weight- and space reduction
- + significant more functionality
- + customized: components & design
- + error prevention

ASSEMBLING TECHNOLOGIES

THT, SMT or PFT (press-fit technology)

Whether you favourise the realization of your Power Distribution Unit in one assembling technology or by using different methods. We find out the type of manufacturing and design that will fit your requirements exactly to the point.

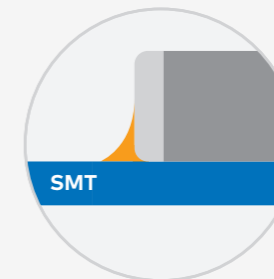
miunske
PLUS + POINTS
QUALITY
certified processes & optimal
selection of components



THROUGH HOLE
TECHNOLOGY

THT-assembly manual or via selective soldering

automatical selective soldering system SPA440 EVO to assemble a pcb with THT-components up to an element size 400 x 400 mm

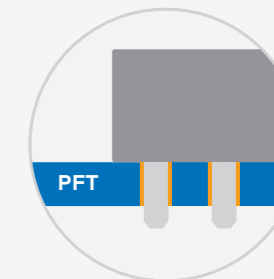


SURFACE MOUNTED
TECHNOLOGY

SMT-Productionline for PCB-assembling

consisting of:

- placement machine Essemtec
- stencil printer EKRA/ASYS
- reflow soldering system Rehm (VXC2450)
- handling-module ASYS



PRESS FIT
TECHNOLOGY

PFT processing and assembly of own press-fit components

- fuse holder
- relay sockets
- single contacts
- connectors
- additional purchase parts: power bolts and elements

BENEFITS OF DIFFERENT ASSEMBLY VARIANTS

THT – selective soldering:


- cost-effective due to reduced machine set-up times
- powerful, also indispensable for certain components in hard to-access THT solder joints, such as plugs and switches
- quality assured, no thermal stress for other components in the case of mixed and double-sided THT assembly

SMT-assembly:

- significant miniaturization due to smaller placement space between components
- weight reduction due to increased compactness
- shorter production times due to automated SMT assembly
- highest product quality by AOI and Flying-Probe tests

Press-Fit Technology

- minimization of the installation space via compact components
- low contact resistances especially at high continuous current loads
- high resistance regarding climate and mechanical stress
- minimal risk of default e.g. due to cold solder joints
- Environmentally friendly due to the renunciation of solder and fluxes




TESTING METHODS

- AOI - automatic optical inspection - Göpel AOI Advanced Line X30
Assembly Testing of right components usage and placement
- FLYING PROBE - Incircuit- and multifunctional test system
- SPEA – 4060S2, functional testing after assembly



PRECISE COATING

With the help of an I-Jet jetting system from EPSYS, we apply protective coatings to printed circuit boards and assemblies with the highest precision and accuracy. From single printed tracks, via's or components up to complete assemblies. Even partial omissions, e.g. for sensitive components and areas can be realized without any problems. These are already planned and implemented in the layout creation phase. Coating with protective lacquer protects electronic circuits from negative influences such as moisture, solvents, dust and other contamination that potentially cause impairment and malfunction.



STATEMENTS

„Our innovative vehicles include a lot of development work. miunske® always provides advise and support with their special know-how. They are highly flexible and able to react fast on modification requests.“

Friedrich Neu • Brandschutztechnik Görlitz

„Next to good reachability and a trustworthy communication we appreciate the competent advisory. miunske® always manages to find a solution.“

Stefan Lindner • Traktorenwerk Lindner GmbH

„We rely on quality with our business partners as well! Not only the service but also the quality of the product is solid.“

Uli Leube • TS Fahrzeugtechnik GmbH

